SAMSUNG

Submittal Data

AC036DNZDCG/AA (CNG36ZDD) / AC036DXSCCG/AA (CXG36SCD)

Multi-Position Air Handler, Single Zone, Heat Pump, Split System (Premium)

Job Name: _____ Location: _____

Purchaser: _____ Engineer: _____

Submitted to: _____ Reference ☐ Approval ☐ Construction ☐

Unit designation: _____ Schedule #: _____

General Information

- The system shall provide high heating capacity at -4°F (-20°C) with heating operation down to -13°F (-25°C).
- The outdoor unit shall have a base pan heater as standard for optimal defrost cycle water drainage.
- The system shall feature comfort humidity control. Utilizing an integral humidity sensor, the system optimizes the indoor unit coil temperature according to the dew point, maximizing energy savings while still providing space dehumidification and occupant comfort.
- The system shall have a built-in Wi-Fi adapter as standard to allow control and monitoring using the Samsung SmartThings app.
- Auto-restart after power loss
- Soft-start compressor minimizing current inrush
- The outdoor unit shall provide 208/230V power to the indoor unit via 14 AWG X 3 interconnect power cable.
- Interconnecting control wiring between the outdoor to indoor shall be 2-conductor/stranded copper/shielded cable between 18-16 AWG.

Construction

- Outdoor unit: Galvanized steel with a baked-on powder coated finish for durability.
- Indoor unit: Insulated, galvanized steel.
- All heat exchangers shall be mechanically bonded aluminum fin to copper tube.

Refrigerant System

- The system shall utilize low-GWP R-32 refrigerant
- Refrigerant flow shall be controlled by electronic an expansion valve at the outdoor unit
- The system shall include an R32 alarm output plug on the indoor unit and outdoor unit for notification of R32 leak detection (MIM-B14U accessory is required).

Indoor Fan

- Three fan speeds and auto setting

Controls

- No additional interface modules/adapters are required when connecting to Samsung central control options.
- The unit shall be operated via a wireless or wired remote control with DDC type signal.
- Dual set temperature support when connected to supported controllers.
- Wired or wireless controllers must be purchased separately.

External Heat Control (not required for use with VHK-*C Electric Heat Kits)**

- External heat control functionality allows for configuration of fan operation during auxiliary heat operation, defrost, and emergency heat (MIM-B14U accessory required when controlling heating devices other than VHK-***C electric heat kits).
- External heat control configuration settings include outside ambient external heat lockout, outside ambient compressor lockout, and time delay options (MIM-B14U accessory required when controlling heating devices other than VHK-***C electric heat kits).
- Emergency heat functionality allows the system to continue controlling the external heat source even when system errors prevent the heat pump from operating



Note: Unit appearance may vary slightly

(MIM-B14U accessory required when controlling heating devices other than VHK-***C electric heat kits).

- External heat control functionality allows for configuration of fan operation during auxiliary heat operation, defrost, and emergency heat
- Emergency heat functionality allows the system to continue controlling the external heat source even when system errors prevent the heat pump from operating

Convenience

- The outdoor unit shall have snow accumulation prevention option setting to prevent snow drifting against an idle outdoor unit.
- Night-time Quiet Mode: reduction of operational sound during evening hours (automatic or manual activation).
- Emergency Temperature Output (ETO) function: when indoor unit is in error status or when room temperature exceeds configurable temperature level, the system outputs a signal to an external source, e.g., backup system, building management system, alert device (ex: status light, warning lamp, buzzer).
- The system can be configured as heating/cooling, cooling only, or heating only via outdoor unit option setting.
- Maximum Current Control configurable from 50% - 100% via outdoor unit, wired controller or central control.

Intertek

AHRI CERTIFIED® www.ahridirectory.org Unitary Small HP AHRI Standard 210/240 Certification applies only when the complete system is listed with AHRI.

ENERGY STAR ENERGY STAR COLD CLIMATE

Proper sizing and installation of equipment is critical to achieve optimal performance. Split system air conditioners and heat pumps (excluding ductless systems) must be matched with appropriate coil components to meet ENERGY STAR criteria. Ask your contractor or visit www.energystar.gov.

Samsung HVAC maintains a policy of ongoing development. Specifications are subject to change without notice. Refer to www.AHRIdirectory.org for current reference numbers.

System Specifications

Model	Indoor Unit Model Number (US Code)		AC036DNZDCG/AA (CNG36ZDD)
	Outdoor Unit Model Number (US Code)		AC036DXSCCG/AA (CXG36SCD)
Performance	Nominal Capacity	Cooling / Heating (Btu/h)	36,000 / 40,000
	Capacity Range	Cooling (Btu/h)	13,500 - 45,000
		Heating (Btu/h)	10,500 - 48,000
	AHRI 210-240 2023	SEER2	18.70
		EER2	12.00
		HSPF2 (region IV)	9.50
		5°F COP	1.80
Power	Voltage	ø / V / Hz	1 / 208-230 / 60
	Working Voltage Range (VAC)		187 - 253
	Operating Current (min. / standard / max.)	Cooling (A)	4.7 / 13.4 / 18.1
		Heating (A)	3.8 / 16.4 / 22.0
	Max. Breaker	Amps	40.0
	Min. Circuit Ampacity	Amps	35.8
Dimensions	W X H X D (in.)	Indoor Unit	21 X 48 X 21
		Outdoor Unit	37 X 55 7/8 X 13
	Weight (lbs.)	Indoor Unit	125.70
		Outdoor Unit	211.60
	Duct Connections (W X H)	Supply (in.)	12 1/2 X 18 3/4
		Return (in.)	21 X 21
Sound Pressure Level	Indoor Unit dB(A)	L / M / H	39 / 42 / 45
	Outdoor Unit dB(A)	Cooling / Heating (high)	60 / 60
Operating Temperatures	Outdoor	Cooling	23 - 122°F (-5 - 50°C)
			-4 - 122°F (-20 - 50°C) W/Baffle
		Heating	-13 - 75°F (-25 - 24°C)
	Indoor	Cooling	64 ~ 90°F (16 ~ 32°C)
		Heating	T ≤ 86°F (30°C)
Pipe Connections	Indoor & Outdoor	High side (In.)	3/8
		Low side (In.)	5/8
	Maximum (ft.)		246
	Maximum Vertical Separation (ft.)		98
	Condensate Connection		3/4" FNPT
Refrigerant	Type		R-32
	A2L Leak Detection		Integral
	Factory Charge / Max Charge	oz.	123.5 / 195.04
	Charged for		24.6 ft.
	Trim Charge	oz./ft	0.323
Compressor	Type		Inverter Driven, Twin BLDC Rotary
	RLA	Amps	22.6
Evaporator Fan	Type		Constant Torque With Double-inlet, Forward Curve, Centrifugal Fan
	Output	Watts	410
	External Static Pressure	Standard ("WC)	0.58
		Min. / Max. ("WC)	0 / 1
Airflow	Air Volume (L/M/H)	Cooling (CFM)	901 / 1074 / 1,229
		Heating (CFM)	901 / 1074 / 1,229
Condenser Fan	Type		BLDC With Axial Type Fan (2)
	MOC / Watts / CFM (max.)		1.2A X 2 / 125W X 2 / 4,415
Corrosion Prevention	IS0-9227 - The condenser heat exchanger showed no unusual rust or corrosion development to 2,280 hours.		
Safety	Certifications	UL 60335-2-40	

Accessories

Wired controller	Advanced	☐	MWR-WG01UN
	Touchscreen	☐	MWR-SH12UN
Thermostat adapter (for connection to standard 24VAC thermostats)		☐	MIM-A60UN
Wireless signal control	Wireless signal receiver	☐	MRK-A10UN
	Wireless controller	☐	AR-CH01U
External temperature sensor		☐	MRW-TAU
External contact control interface module		☐	MIM-B14U
Filter box		☐	VFB-2
Downflow Kit		☐	VDK-2W
Supplemental electric heat kit	3kW	☐	VHK-203C
	5kW	☐	VHK-205C
	10kW	☐	VHK-210C
Wall bracket (for outdoor unit)		☐	CKN-250
Wind baffles	Front	☐	WBF-8M
	Back	☐	WBB-4M
Hail guard kit (includes back and side guards)		☐	HGK-5
Line set - insulated and flared, interconnect cables included	25’	☐	ILS2510
	50’	☐	ILS5010

Dimensional Drawing
AC036DNZDCG/AA (CNG36ZDD)

Unit: Inches

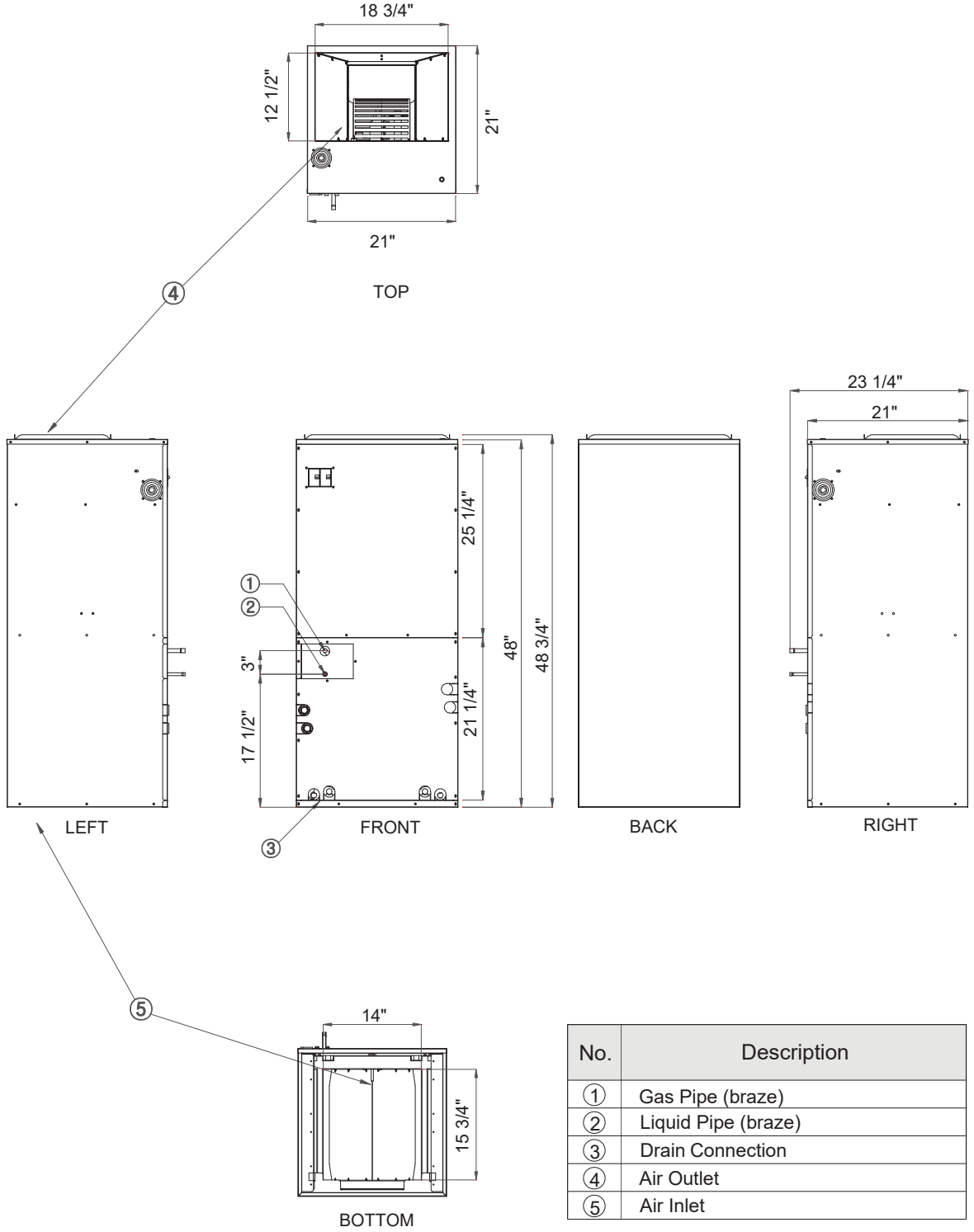

No.	Description
①	Gas Pipe (braze)
②	Liquid Pipe (braze)
③	Drain Connection
④	Air Outlet
⑤	Air Inlet

Dimensional Drawing
AC036DXSCCG/AA (CXG36SCD)

Unit: Inches

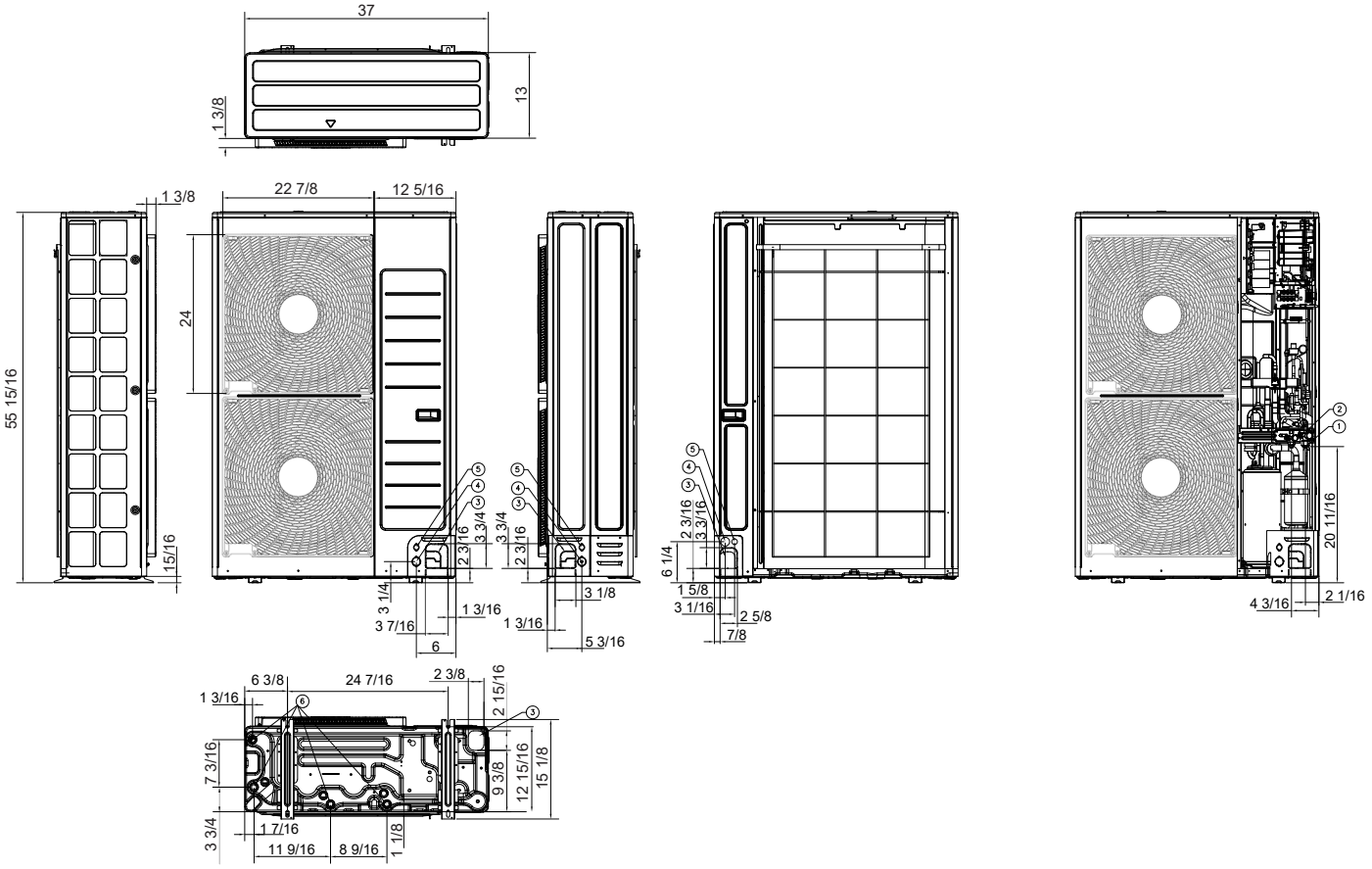

No.	Description
1	Liquid pipe connection
2	Gas pipe connection
3	Pipe intake knockout hole
4	Opening for power wire conduit (1 3/8")
5	Opening for communication conduit (7/8")
6	Drain hole