

SUBMITTAL - 48KUAS1M

Job Name: _____

Date: _____

Location: _____

Indoor Unit: **AMUH48KUAS**

Outdoor Unit: **AOUH48KUAS1**



FEATURES

INDOOR UNIT:

- Ducted Multi-Position Air Handling Unit ideal for retrofit and new construction applications
- Multi-position configuration: Up-flow, Left, Right, or Down-flow (requires optional Downflow kit)
- Low-noise design with sound levels as low as 34 dB(A)
- Built-in refrigerant leak detection sensor
- Multiple fan speed options; Auto, High, Med, Low, and Quiet
- Wide external static pressure (ESP) range: up to 0.8 inWG
- Special Operation modes available:
 - Economy Mode/ Cold Air Prevention / Auto-restart function
- Enhanced control platform:
 - Wireless control available via optional IR receiver and wireless remote (UTY-LBTUM)
 - Optional Wi-Fi module enables remote access through the Airstage Mobile App
 - Supports 24Vac third-party thermostat integration via compatible thermostat Interface
 - BACnet and Modbus protocol compatibility for Building Management and Home Automation systems
- Advanced scheduling and timer options with Weekly Timer / 24-hr Timer / Sleep Function
- Built-in I/O terminals support integration with third-party devices (e.g. fire alarms, door switches, humidifiers, auxiliary heat, and ERV/HRV systems)
- Optional single and dual stage electric heater kits for additional heat capacity
- Emergency heat supported via optional heater kits or external third-party sources
- Auto backup heat activation (requires Heater Kit or third-party source)
- Ideal for installation in zero-clearance applications (e.g. mobile homes, manufactured homes)
- Low air leakage rate of less than 2%
- Compatible with Airzone third-party communicating zoning system

OUTDOOR UNIT:

- Low GWP R-32 systems for reduced environmental impact
- Common Outdoor Unit compatible with all non-wall-mounted indoor unit types
- INVERTER-driven compressor that offers superior performance, comfort, and energy savings
- Compact outdoor unit with extended line set length up to 246ft (75m)
- Provides low ambient cooling and heating down to -5°F (-20°C) for dependable performance in extreme conditions.



7 Year Compressor, 5 Year Parts out-of-the-box Warranty.



10 Year Compressor, 10 Year Parts Warranty when registered within 60 days of installation in a residence.



12 Year Compressor, 12 Year Parts Warranty when registered within 60 days of installation in a residence and installed by a Fujitsu Elite contractor.



Due to continuous product improvements, specifications are subject to change without notice. Please log in to the Fujitsu Portal for the most up-to-date documentation <https://connect.fujitsugeneral.com>

Version: 20250612A

- 1 of 6 -

SUBMITTAL - 48KUAS1M

SPECIFICATIONS:

Indoor Unit					AMUH48KUAS		
Outdoor Unit					AOUH48KUAS1		
System Name					48KUAS1M		
AHRI Number					217290597		
SEER2		Cooling			Btu/hW	17	
EER2						9.5	
HSPF 2 (IV) / HSPF 2 (V)		Heating			kW/kW	9.6 / 7.8	
COP2						3.42	
Outdoor Operation Range		Cooling			°F (°C)	-5 to 122 (-21 to 50)	
		Heating				-5 to 75 (-21 to 24)	
Indoor Capacity		Cooling		Rated	Btu/h	45500	
				Min.—Max.		15,400—48,000	
		Heating	47°FDB (Outdoor temp.)	Rated		51000	
			17°FDB (Outdoor temp.) ^{*1}	Min.—Max.		16,000—55,000	
				17°FDB (Outdoor temp.) ^{*1}		Rated	37200
						Max.	45000
				5°FDB (Outdoor temp.) ^{*2}		Rated	41000
			Max.				
Outdoor Connection pipe		Liquid		in (mm)	Ø3/8 (Ø9.52)		
					Gas		Ø5/8 (Ø15.88)
		Method				FLARE	
		Pre-charge length				98 (30)	
		Min. length				16 (5)	
		Max. length				246 (75)	
		Max. height difference				98 (30)	
		Indoor Dimensions (H × W × D)		Net			in (mm)
Gross				52 × 23 × 26-3/4 (1,321 × 584 × 679)			
Indoor Weight		Net			lb (kg)	137 (62.1)	
		Gross				150 (68.0)	
Outdoor Dimensions (H × W × D)		Net			in (mm)	39-5/16 × 37 × 12-5/8 (998 × 940 × 320)	
		Gross				46-5/16 × 40-7/16 × 17-1/2 (1,176 × 1,027 × 445)	
Outdoor Weight		Net			lb (kg)	157 (71)	
		Gross				176 (80)	
Indoor Fan		Cooling		High	CFM (m³/h)	1,600 (2,718)	
				Med		1,201 (2,040)	
				Low		971 (1,650)	
				Quiet		842 (1,430)	
		Heating		High		1,600 (2,718)	
				Med		1,201 (2,040)	
				Low		971 (1,650)	
				Quiet		842 (1,430)	
		Type × Qty				SIROCCO FAN × 1	
		Motor output				W	624
Static pressure range				inWG (Pa)	0.2 to 0.8 (50 to 200)		
Outdoor Fan		Airflow rate		Cooling	CFM (m³/h)	2,619 (4,450)	
				Heating			
		Type × Qty				PROPELLER FAN × 1	
		Motor output			W	120	
Indoor Sound Pressure Level ^{*4}		Cooling		High	dB (A)	49	
				Med		44	
				Low		37	
				Quiet		34	
		Heating		High		51	
				Med		44	
				Low		39	
				Quiet		36	

SUBMITTAL - 48KUAS1M

SPECIFICATIONS:

Outdoor Refrigerant		Type		R32
		Charge	lb oz	5 lb 15 oz
			g	2700
Additional Charge Calculation			oz/ft	0.43
			g/m	40
Outdoor Refrigerant Oil		Type		RMM68AF
		Amount	in ³ (cm ³)	70.2 (1,150)
Indoor Moisture removal			pints/h (L/h)	4.70 (9.9)
Indoor Drain hose		Material		LOW-DENSITY POLYETHYLENE
		Tip Diameter		in (mm) Ø1/2 (Ø13.0) (I.D.), Ø5/8 to Ø11/16 (Ø16.0 to Ø16.7) (O.D.)
Indoor Operation range		Cooling	°F (°C)	64 to 90 (18 to 32)
			%RH	80 or less
		Heating	°F (°C)	60 to 86 (16 to 30)
Power Supply				208/230 V~ 60 Hz
Available Voltage Range				187—253
System power supply		Voltage		V 208/230
		Frequency		Hz 60
		Available voltage range		V 187—253
Current	Cooling		Rated	21.1
	Heating			19.8
Maximum Operating Current ³			Cooling	25
			Heating	
Outdoor Starting Current				21.1
MCA ⁵				29.9
Wiring spec. ⁶		MAX. CKT. BKR ⁷		30
Indoor Input Power	Cooling		Rated	4.78
				47°FDB (Outdoor temp.)
	Heating	17°FDB (Outdoor temp.) ¹	Max.	3.65
		5°FDB (Outdoor temp.) ²	Rated	5.36
			Max.	
Indoor Power Factor		Cooling		98.7
		Heating		96
Energy Star				ESCC

NOTES:

- Cooling: Indoor temperature of 80°F (26.67°CDB)/67°FWB (19.44°CWB), and outdoor temperature of 95°FDB (35°CDB)/75°FWB (23.9°CWB).
- Heating: Indoor temperature of 70°FDB (21.11°CDB)/60°FWB (15.56°CWB), and outdoor temperature of 47°FDB (8.33°CDB)/43°FWB (6.11°CWB).
- * 1: Heating (17°F): Indoor temperature of 70°FDB (21.11°CDB)/60°FWB (15.56°CWB), and outdoor temperature of 17°FDB (-8.33°CDB)/15°FWB (-9.44°CWB).
- * 2: Heating (5°F): Indoor temperature of 70°FDB (21.11°CDB)/60°FWB (15.56°CWB), and outdoor temperature of 5°FDB (-15.0°CDB)/4°FWB (-15.56°CWB).
- Test conditions are based on AHRI 210/240 2023.
- * 4: Indoor Sound Pressure Level, —Measured values in manufacturer's anechoic chamber.
- Outdoor Sound Pressure Level —Because of the surrounding sound environment, the sound levels measured in actual installation conditions might be higher than the specified values here.
- * 3: Maximum Operating Current —Maximum current is maximum value when operated within the operation range.
- The total current of indoor unit and outdoor unit.
- MCA —* 5: Minimum Circuit Ampacity (Calculation based on UL60335-2-40)
- * 6: Selected sample based on Japan Electrotechnical Standards and Codes Committee E0005.
- Wiring spec. —As the regulations of wire size and circuit breaker differ in each country or region, select appropriate devices complied to the regional standard.
- MAX. CKT. BKR—* 7: Maximum Circuit Breaker
- System continues to operate below rated outdoor operation temperature range, subject to varying conditions. System has no low temperature cut out. Capacity is not tested outside of the rated temperature range.

HEATER KIT SPECIFICATIONS:

For 4 Ton System:

Heater Kit	Description	Voltage (V)	Heater kW	Stage	Heater Amps	Min. Ckt. Amp (MCA)	Max. Ckt. Bkr (MCB)
UTZ-EU05MMA	Heater Kit - 5kW, 1 Stage, 208/240V , Single Phase, With Breaker	240	5	1	20.9	26.1	30
UTZ-EU08MMA	Heater Kit - 8kW, 1 Stage, 208/240V , Single Phase, With Breaker	240	8	1	33.4	41.7	45
UTZ-EU16MMB2	Heater Kit - 16kW, 2 Stage, 208/240V , Single Phase, With Breaker	240	16	2	33.4/33.4	41.7/41.7	45/45

SUBMITTAL - 48KUAS1M

ACCESSORIES:

Model Number	Description
UTY-RVRU	KAGAMI - Touch Panel Wired Controller
UTY-RNRUZ5	Touch Panel Wired Remote Controller
UTY-RHRY	Simple Wired Remote (Without Mode Function) - Hospitality
UTY-RSRY	Simple Wired Remote (With Mode Function)
UTY-LBTUM	IR Receiver Kit w/ Wireless Remote Controller
UTY-TFSXJ4	Wi-Fi adapter (WiFi Interface Module UART Type)
FJ-AC-WIFI-1	Intesis Wi-Fi Device: Wired Module
FJ-IR-WIFI-1NA ^{*1}	Intesis IR Wireless AC Cloud Control Interface (Intesis Home app)
BM101WA ^{*1}	Cielo Breez MAX IR Controller w/ WiFi (Black)
BM102WA ^{*1}	Cielo Breez MAX IR Controller w/ WiFi (White)
UTY-VMSX	Modbus Converter
UTY-VTGX	Network Converter - Convert H-Series Comm. Protocol to V/J-Series Comm.
FJ-AC-485-1	Intesis - BACnet MSTP & Modbus RTU Gateway
UTY-TERX	External Switch Controller
UTY-TTRXZ1 ^{*2}	24V Thermostat Interface
TTRXZ1-KIT ^{*2}	24V Thermostat Interface Kit (UTY-TTRXZ1, UTY-WiFi Plug & 24V Transformer)
UTY-XSZXZ1	Remote Temperature Sensor
UTY-XCSX	External Input and Output PCB
UTY-XWZXZG	External Connect Kit
UTY-XWZXZJ	Wire Kit - External Input and Output
UTZ-GXRA	External Input and Output PCB box
UTY-DSGYZ2 ^{*3}	Airstage Edge Controller
UTY-XWZXZK	External 3rd Party Auxiliary Heater Wire Kit (1-stage)
UTY-XWZXZP	External 3rd Party Auxiliary Heater Wire Kit (2-stage)
UTZ-EU05MMA	Heater Kit - 5kW, 1 Stage, 208/240V
UTZ-EU08MMA	Heater Kit - 8kW, 1 Stage, 208/240V
UTZ-EU16MMB2	Heater Kit - 16kW, 2 Stage, 208/240V
UTD-DFMMB1	Downflow Configuration Kit

NOTES:

*1 -Requires IR receiver kit UTY-LBTUM to connect this device to IDU.

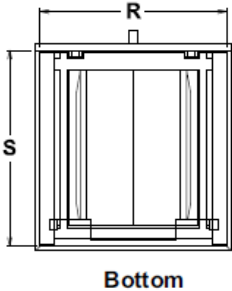
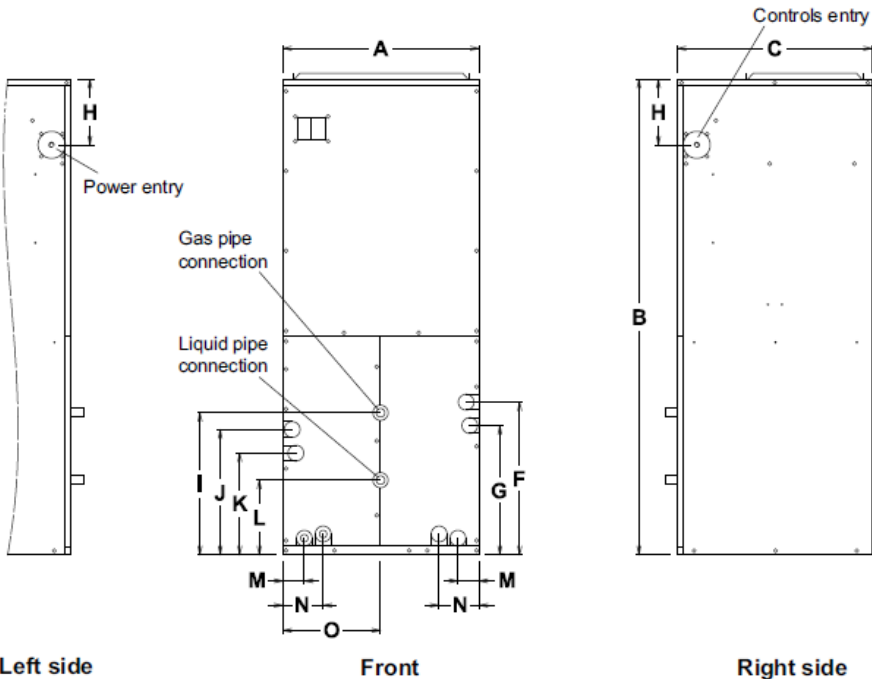
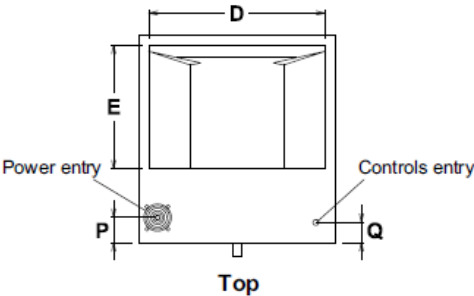
*2 -This device may not be used with any other type of controls (central controller, wire/wireless RC, WiFi adapter, BMS interface).

*3 -Connection to AIRSTAGE Cloud requires a compatible AIRSTAGE Mobile adapter connected to the IDU.

SUBMITTAL - 48KUAS1M

INDOOR UNIT DIMENSIONS:

Unit: in (mm)

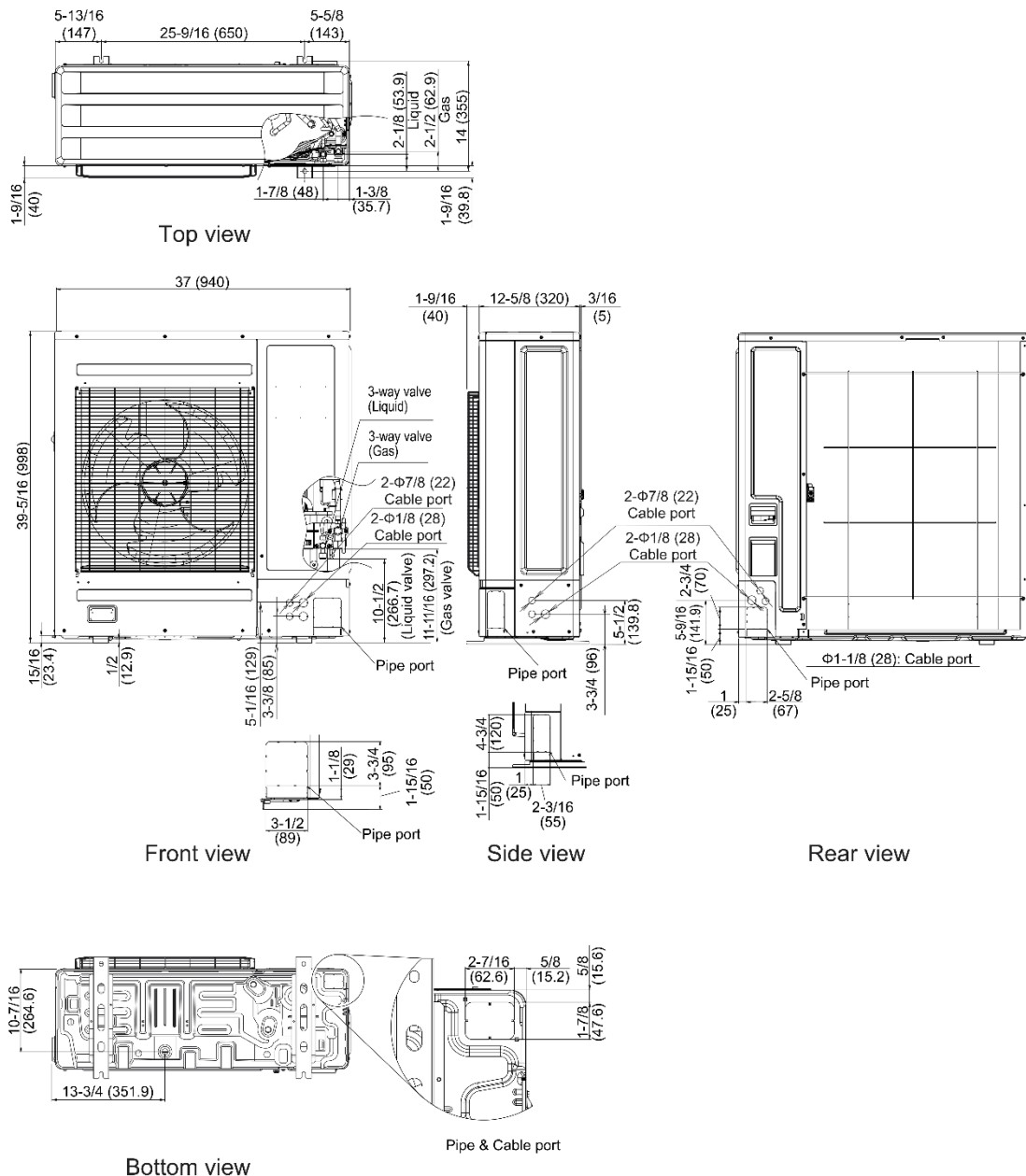


Dimensions	Value
A	21.00 (533.4)
B	48.00 (1219.2)
C	21.00 (533.4)
D	19.00 (482.6)
E	12.50 (318.5)
F	15.39 (390.9)
G	13.00 (330.2)
H	6.75 (171.5)
I	14.09 (357.9)
J	12.38 (314.5)
K	10.30 (261.6)
L	11.06 (280.9)
M	2.30 (58.42)
N	4.35 (110.5)
O	9.35 (237.5)
P	5.00 (127.0)
Q	2.00 (50.8)
R	19.90 (505.5)
S	20.80 (528.3)

SUBMITTAL - 48KUAS1M

OUTDOOR UNIT DIMENSIONS:

Unit: in (mm)



The Fujitsu logo is a worldwide trademark of Fujitsu General Limited. The Airstage logo and name is a worldwide trademark of Fujitsu General Limited and is a registered trademark in Japan, the USA and other countries or areas. Copyright 2025 Fujitsu General America, Inc. Fujitsu's products are subject to continuous improvements. Fujitsu reserves the right to modify product design, specifications and information in this brochure without notice and without incurring any obligations.