

SAMSUNG

Submittal Data

AC018DN6DCG/AA (CNG186DD) / AC018DXSCCG/AA (CXG18SCD)

360 Cassette, Single Zone, Heat Pump, Split System (Premium)

Job Name: _____

Purchaser: _____

Submitted to: _____

Unit designation: _____

Location: _____

Engineer: _____

Reference _____ Approval _____ Construction _____

Schedule #: _____

General Information

- The system shall provide high heating capacity at -4°F (-20°C) with heating operation down to -13°F (-25°C).
- The outdoor unit shall have a base pan heater as standard for optimal defrost cycle water drainage.
- The system shall feature comfort humidity control. Utilizing an integral humidity sensor, the system optimizes the indoor unit coil temperature according to the dew point, maximizing energy savings while still providing space dehumidification and occupant comfort.
- The indoor unit shall have an integral condensate pump with maximum 29" lift from bottom of the unit with check valve and float switch to disable unit in the event of condensate overflow.
- The indoor unit fascia panel shall have a built-in Wi-Fi adapter as standard to allow control and monitoring using the Samsung SmartThings app.
- Auto-restart after power loss
- Soft-start compressor minimizing inrush current
- The outdoor unit shall provide 208/230V power to the indoor unit via 14 AWG X 3 interconnect power cable.
- Interconnecting control wiring between the outdoor to indoor shall be 2-conductor/stranded copper/shielded cable between 18-16 AWG.

Construction

- Outdoor unit: Galvanized steel with a baked-on powder-coated finish for durability.
- Indoor unit: Insulated, HIPS chassis and fascia panel certified to UL94 V0.
- Indoor unit: Knock-out for outside air capability (booster fan connection).
- All heat exchangers shall be mechanically boded aluminum fin to copper tube.

Refrigerant System

- The system shall utilize low-GWP R-32 refrigerant
- Refrigerant flow shall be controlled by an electronic expansion valve at the outdoor unit.

Indoor Fan

- Three fan speed settings and auto settings
- Washable filter as standard
- The indoor unit shall have LED indicator lights and an infrared receiver
- The indoor unit shall not have air louvers or blades allowing full airflow without restriction
- Air direction control shall be achieved by creating a low-pressure area near air outlet causing discharge air to change direction angle
- Fixed or auto-swing air direction shall be possible with local and central controller options (10° ~ 60° angle).
- Independent air distribution control shall be possible with wireless or premium wired controller (three directions, 10° ~ 60° angle)

Controls


- The unit shall be operated via a wireless or wired remote control with DDC-type signal (purchased separately)
- Dual set temperature support when connected to supported controllers.
- No additional interface modules/adapters are required when connecting to Samsung central control options.
- Wired or wireless controllers must be purchased separately.



Open type panel



Ceiling type panel



Note: Unit appearance may vary slightly

External Heat Control

- External heat control functionality allows for configuration of fan operation during auxiliary heat operation, defrost, and emergency heat (MIM-B14U accessory required).
- External heat control configuration settings include outside ambient external heat lockout, outside ambient compressor lockout, and time delay options (MIM-B14U accessory required).
- Emergency heat functionality allows the system to continue controlling the external heat source even when system errors prevent the heat pump from operating (MIM-B14U accessory required).
- External heat control functionality allows for configuration of fan operation during auxiliary heat operation, defrost, and emergency heat
- Emergency heat functionality allows the system to continue controlling the external heat source even when system errors prevent the heat pump from operating

Convenience

- The outdoor unit shall have a snow accumulation prevention option setting to prevent snow drifting against an idle outdoor unit.
- Night-time Quiet Mode: reduction of operational sound during evening hours (automatic or manual activation).
- Emergency Temperature Output (ETO) function: when indoor unit is in error status or when room temperature exceeds a configurable temperature level, the system outputs a signal to an external source (e.g., backup system, building management system, alert device like status light, warning lamp, or buzzer).
- The system can be configured as heating/cooling, cooling only, or heating only via outdoor unit option setting.
- Maximum Current Control configurable from 50% - 100% via outdoor unit, wired controller, or central controls.



Intertek



Proper sizing and installation of equipment is critical to achieve optimal performance. Split system air conditioners and heat pumps (excluding ductless systems) must be matched with appropriate coil components to meet ENERGY STAR criteria. Ask your contractor or visit www.energystar.gov.

*The WindFree™ unit delivers an air current that is under 0.15 m/s while in WindFree™ mode. Air velocity that is below 0.15 m/s is considered "still air" as defined by ASHRAE (American Society of Heating, Refrigerating, and Air Conditioning Engineers).

Samsung HVAC maintains a policy of ongoing development. Specifications are subject to change without notice. Refer to www.AHRIdirectory.org for current reference numbers.

System Specifications

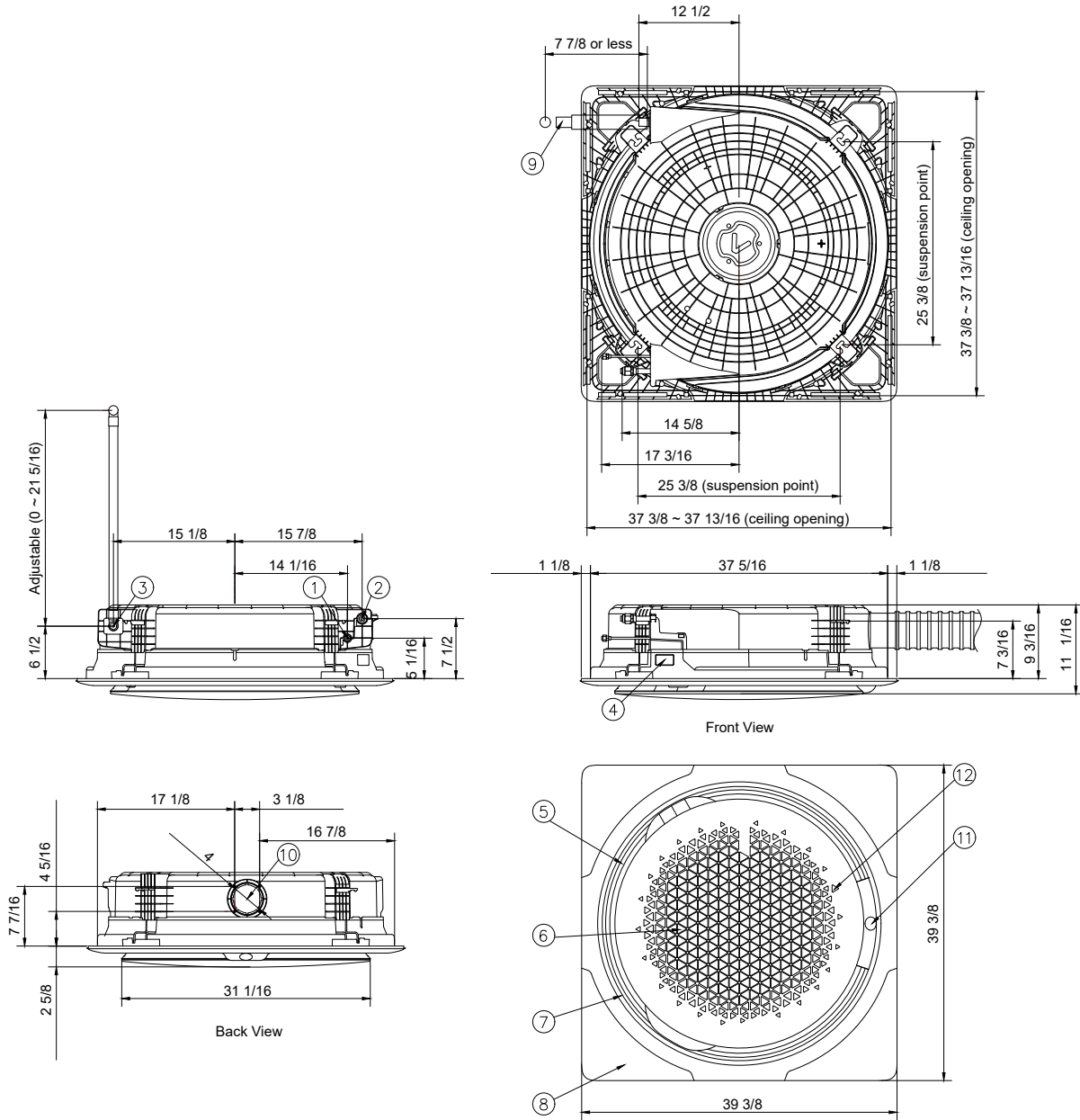
Model	Indoor Unit Model Number (US Code)		AC018DN6DCG/AA (CNG186DD)
	Outdoor Unit Model Number (US Code)		AC018DXSCCG/AA (CXG18SCD)
Performance	Nominal Capacity	Cooling / Heating (Btu/h)	18,000 / 20,000
	Capacity Range	Cooling (Btu/h)	6,000 - 25,000
		Heating (Btu/h)	4,900 - 28,000
	AHRI 210-240 2023	SEER2	22.50
		EER2	13.50
HSPF2 (region IV)		9.50	
	5°F COP	1.80	
Power	Voltage	ø / V / Hz	1 / 208-230 / 60
	Working Voltage Range (VAC)		187 - 253
	Operating Current (min. / standard / max.)	Cooling (A)	2.3 / 6.1 / 10.7
		Heating (A)	1.9 / 7.5 / 18.8
	Max. Breaker	Amps	25.0
Min. Circuit Ampacity	Amps	22.7	
Dimensions	W X H X D (in.)	Indoor Unit	37 5/16 X 11 1/8 X 37 5/16
		Outdoor Unit	34 5/8 X 31 3/8 X 12 3/16
	Weight (lbs.)	Indoor Unit	44.10
		Outdoor Unit	116.84
Sound Pressure Level	Indoor Unit dB(A)	L / M / H	30 / 33 / 36
	Outdoor Unit dB(A)	Cooling / Heating (high)	58 / 58
Operating Temperatures	Outdoor	Cooling	23 - 122°F (-5 - 50°C) -4 - 122°F (-20 - 50°C) W/Baffle
		Heating	-13 - 75°F (-25 - 24°C)
	Indoor	Cooling	64 ~ 90°F (16 ~ 32°C)
		Heating	T ≤ 86°F (30°C)
Pipe Connections	Indoor & Outdoor	High side (In.)	1/4
		Low side (In.)	1/2
	Maximum (ft.)		164
	Maximum Vertical Separation (ft.)		98
Condensate Connection		1 1/4 in. OD, 1 in. ID	
Refrigerant	Type		R-32
	A2L Leak Detection		Not Included
	Factory Charge/Max Charge	oz.	60 / 82.4
	Charged for		24.6 ft.
	Trim Charge	oz./ft	0.161
Compressor	Type		Inverter Driven, Twin BLDC Rotary
	RLA	Amps	14.1
Evaporator Fan	Type		BLDC (1) With Turbo Type Fan (1)
	Output	Watts	65
Airflow	Air Volume (L/M/H)	Cooling (CFM)	480 / 547 / 646
		Heating (CFM)	480 / 547 / 646
Condenser Fan	Type		BLDC With Axial Type Fan (1)
	MOC / Watts / CFM (max.)		1.2A X 1 / 125W X 1 / 2,154
Fascia Panel	Open Type (Round)	L X W X H (in.)	41 3/8 X 3 3/8
		Weight (lbs.)	8.85
	Ceiling Type (Square)	L X W X H (in.)	39 3/8 X 39 3/8 X 2 5/8
		Weight (lbs.)	6.62
Corrosion Prevention	ISO-9227 - The condenser heat exchanger showed no unusual rust or corrosion development to 2,280 hours.		
Safety	Certifications	UL 60335-2-40	

Accessories

Fascia Panel	Open Type (round, black)	PC6EBSMUNW
	Open Type (round, white)	PC6EUSMUNW
	Ceiling Type (square, black)	PC6NBSMUNW
	Ceiling Type (square, white)	PC6NUSMUNW
Wired controller	Advanced	MWR-WG01UN
	Touchscreen	MWR-SH12UN
Thermostat adapter (for connection to standard 24VAC thermostats)		MIM-A60UN
Wireless controller		AR-CH01U
Motion detect sensor (white, compatible with square panel only)		MCR-SMEU
External temperature sensor		MRW-TAU
External contact control interface module		MIM-B14U
Wall bracket (for outdoor unit)		CKN-250
Wind baffles	Front	WBF-7M
	Back	WBB-7M-B
Hail guard kit (includes back and side guards)		HGK-2
Line set - insulated and flared, interconnect cables included	25'	ILS2507
	50'	ILS5007

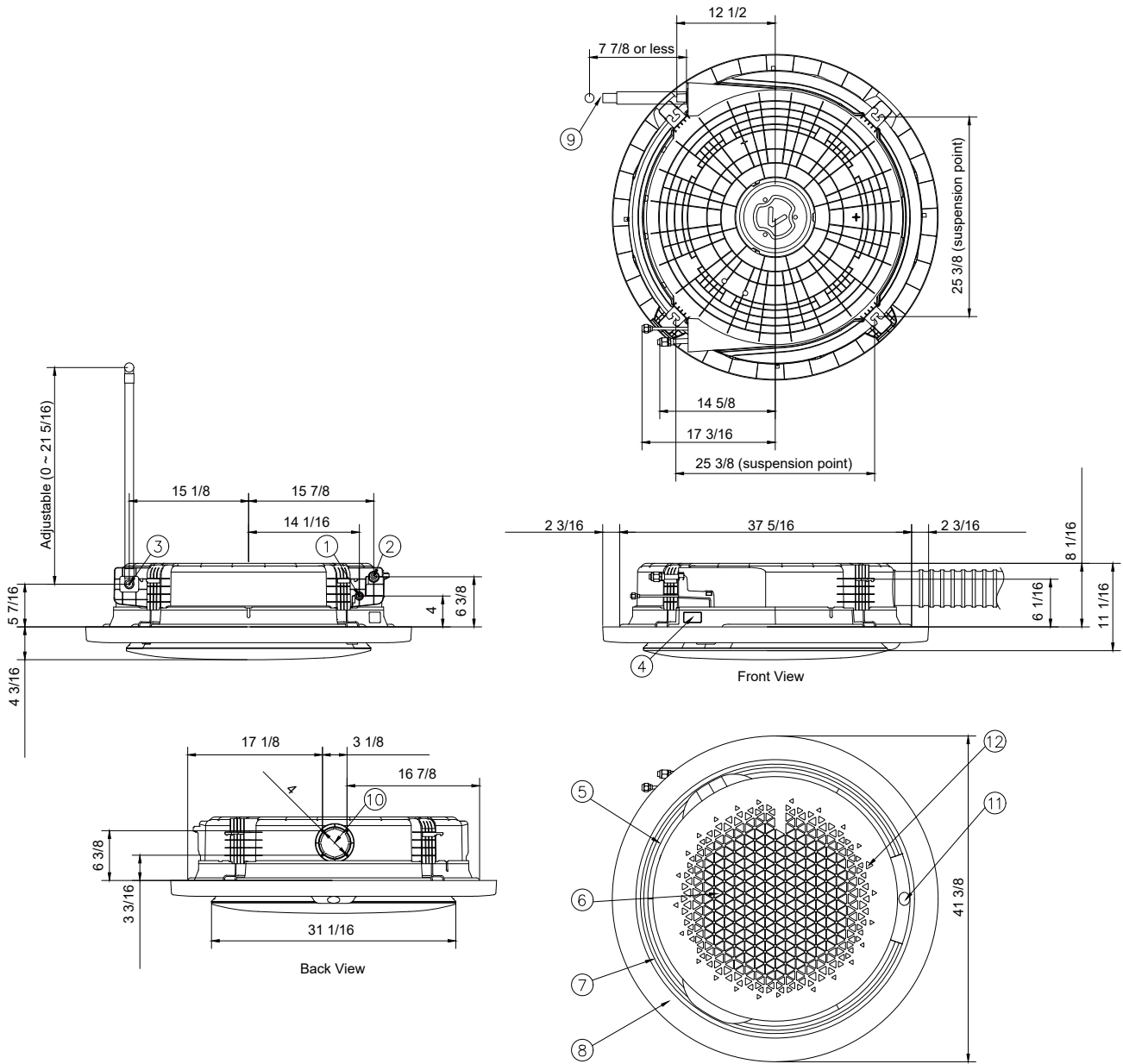
Dimensional Drawing - With Ceiling Type Fascia Panel AC018DN6DCG/AA (CNG186DD)

Unit: Inches



Dimensional Drawing - With Open Type Fascia Panel AC018DN6DCG/AA (CNG186DD)

Unit: Inches



Dimensional Drawing AC018DXSCCG/AA (CXG18SCD)

Unit: Inches

