



Submittal Data Sheet

Daikin Entra Heat Pump Ductless IDU 1TON
FTXB12BXVJU

FEATURES

- Titanium apatite photocatalytic air purifying filter
- Daikin Swing Compressor
- Inverter Compressor


BENEFITS

- 10 year limited parts and compressor warranty with online registration

INDOOR UNIT



OUTDOOR UNIT





Submittal Data Sheet
Daikin Entra Heat Pump Ductless IDU 1TON
FTXB12BXVJU

EFFICIENCY:	
COOLING:	HEATING:
SEER	HSPF
EER	COP

PERFORMANCE:			
COOLING (Btu/Hr):		HEATING (Btu/Hr):	
Rated:(Min/Max):	11,000 (/)	47° Rated:(Min/Max):	11,300 (/)
Sensible AHRI:		17° Rated:	Add MSS
Moisture Removal (Gal/Hr):		5° Max:	Add MSS
Standard Operating Range:	50°F - 115°F	Operating Range:	5°F - 64°F
Extended Operating Range:	°F - °F	47° Rated Heating Conditions:	Indoor (°F DB/WB): 70 / 60 Ambient (°F DB/WB): 47 / 43
Rated Cooling Conditions:	Indoor (°F DB/DB): 80 / 67 Ambient (°F DB/WB): 95 / 75	17° Rated Heating Conditions:	Indoor (°F DB/WB): 70 / 60 Ambient (°F DB/WB): 47 / 43

ELECTRICAL			PIPING	
Power Supply (V/Hz/Ph): *See Engineering Manuals for other voltages.			Gas Connection (in):	3/8
System MCA:			Liquid Connection (in):	1/4
System MFA:			Drain Connection (in):	5/8
Compressor RLA:			Max. Interunit Piping Length (ft):	66
Outdoor fan motor FLA:			Max. Interunit Height Difference (ft):	
Outdoor fan motor W:	22.0		Refrigerant Pre-Charged Pipe Length (ft):	
Indoor fan motor FLA:			Additional Charge of Refrigerant (oz/ft):	
Indoor fan motor W:	22.0			
MCA: Min.circuit amps	MFA: Max.fuse amps	RLA: Rated load amps	FLA: Full load amps W: Rated output watts	

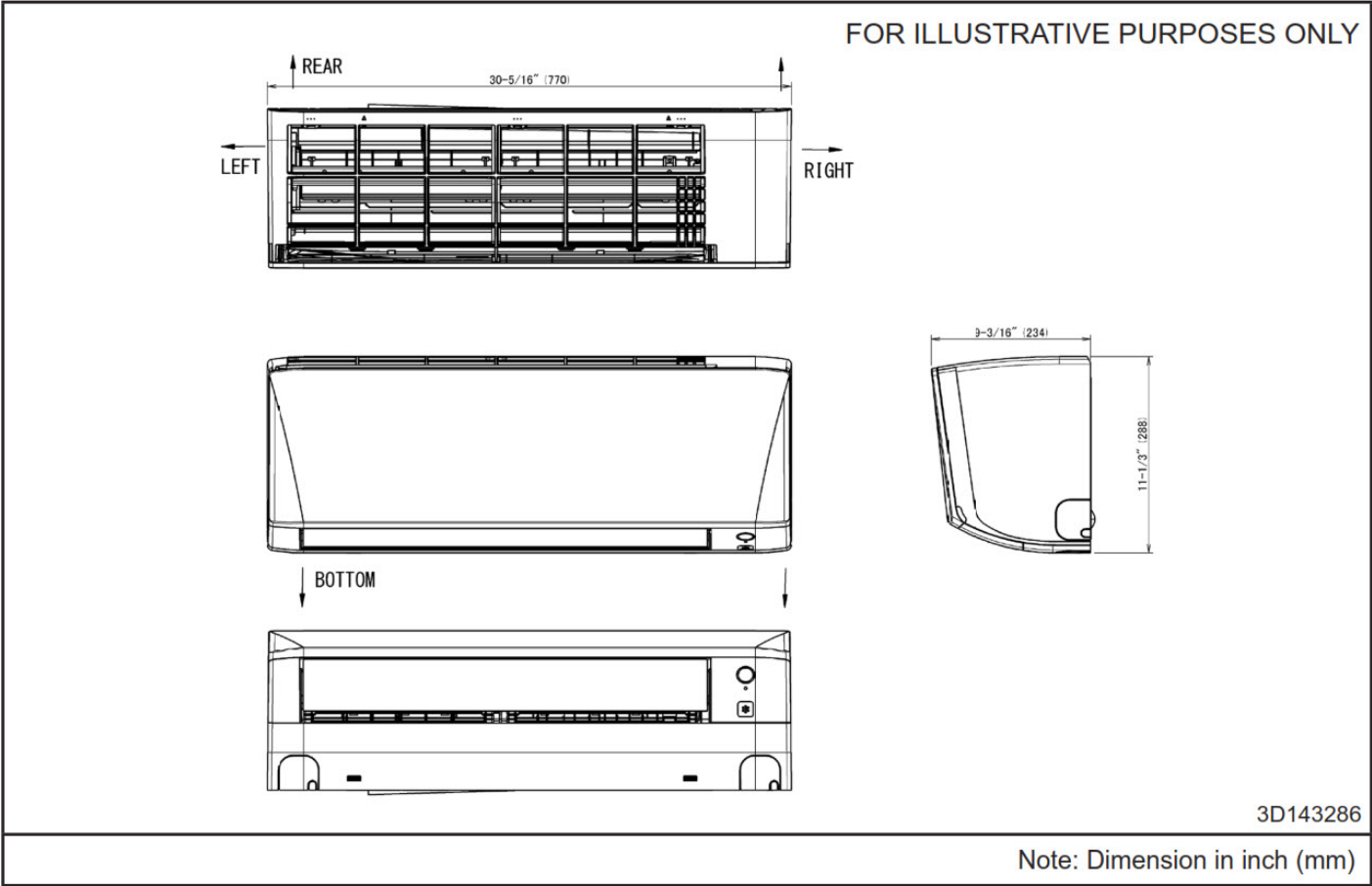


Submittal Data Sheet
Daikin Entra Heat Pump Ductless IDU 1TON
FTXB12BXVJU

INDOOR SPECIFICATIONS					
COOLING - Airflow Rate (cfm):				HEATING - Airflow Rate (cfm):	
High:	436	Med:	316	High:	412
				Med:	316
Low:	247	SuperLow:	132	Low:	247
				SuperLow:	210
Sound Pressure (H/M/L/SL) (dBA):		45/37/31/19		Sound Pressure (H/M/L/SL) (dBA):	
				43/36/30/26	
Dimensions (HxWxD) (in):		11-1/3 x 30-5/16 x 9-3/16		Net Weight (lb):	
				21.4	

DIMENSIONAL DRAWING - INDOOR UNIT

Model : FTXB09/12B



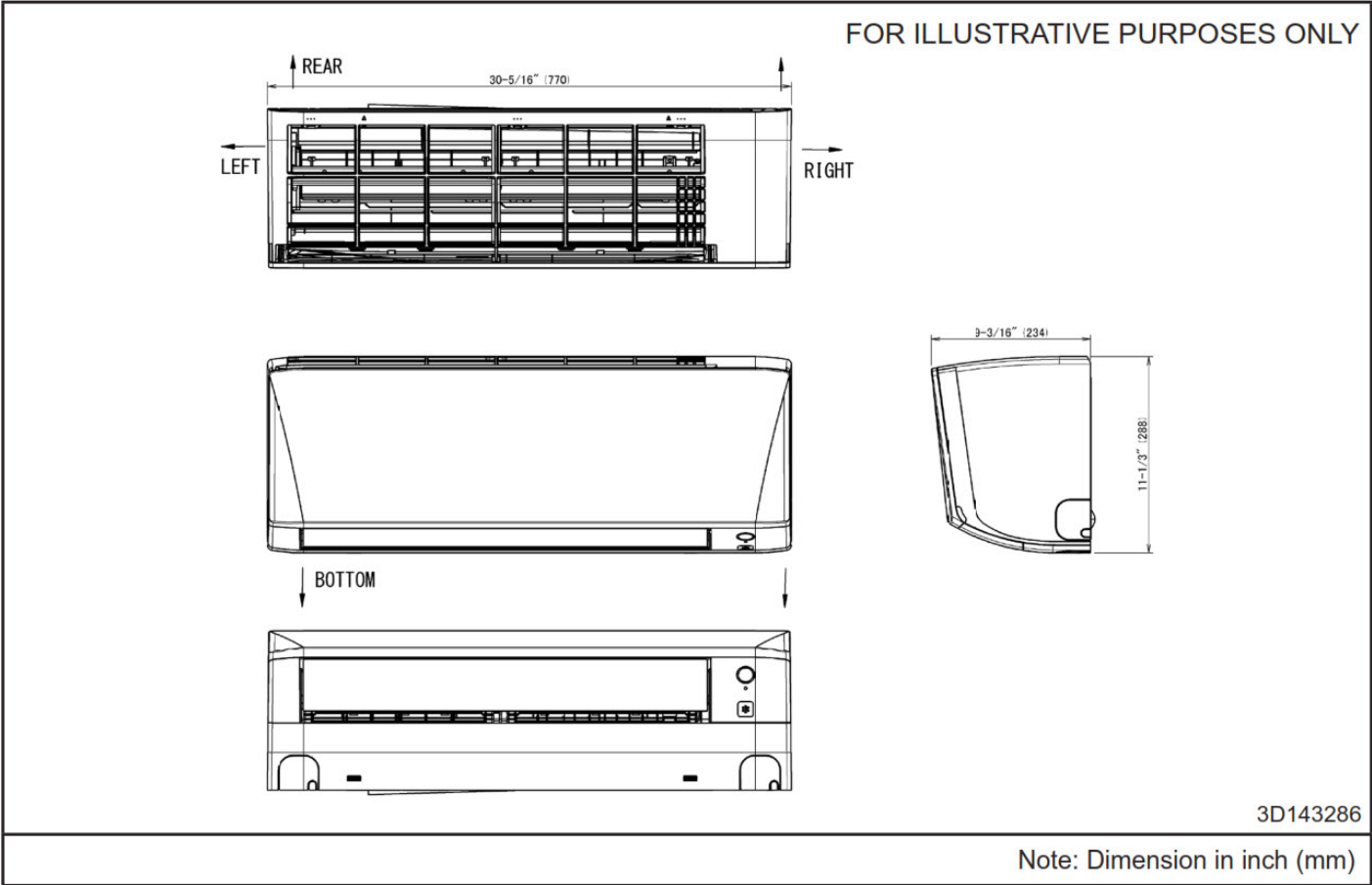


Submittal Data Sheet
Daikin Entra Heat Pump Ductless IDU 1TON
FTXB12BXVJU

OUTDOOR SPECIFICATIONS			
COOLING - Airflow Rate (cfm):		HEATING - Airflow Rate (cfm):	
High:	436	High:	412
SuperLow:	132	SuperLow:	210
Compressor Stage:		Refrigerant Type:	R-410A
Factory Charge (Lbs):		Refrigerant Oil:	
Sound Pressure Level (dBA):		45	
Dimensions (HxWxD) (in):	11-1/3 x 30-5/16 x 9-3/16	Net Weight (lb):	21.4

DIMENSIONAL DRAWING - OUTDOOR UNIT

Model : FTXB09/12B





Submittal Data Sheet

Daikin Entra Heat Pump Ductless IDU 1TON
FTXB12BXVJU